

This course is to refresh your knowledge of fractions.

Whole numbers are numbers that indicate whole things with no parts - such as 4 pounds. Numbers which show parts of things are "fractions."

$\frac{1}{3}$ $\frac{1}{2}$	<p>←</p> <p>←</p>	<p>This is one third of a thing. It is a fraction of a whole thing.</p> <p>This one half is a _____ of a whole thing.</p>	<p>fraction</p>	
--------------------------------	-------------------	-------------------------------------------------------------------------------------------------------------------------------	-----------------	--

$\frac{3}{8}$  is a fraction.  
Is  $\frac{4}{9}$  a fraction?

	<p>yes</p>
--	------------

$\frac{9}{16}$  ← This is a \_\_\_\_\_.

	<p>fraction</p>
--	-----------------

The following \_\_\_\_\_ (are/are not) fractions:

$\frac{2}{3}, \frac{3}{4}, \frac{5}{8}$

	<p>are</p>
--	------------

Circle the fraction(s).

<p>2 <math>\left(\frac{1}{2}\right)</math> <math>\left(\frac{2}{3}\right)</math> 8</p>	<p>2 <math>\frac{1}{2}</math> <math>\frac{2}{3}</math> 8</p>
----------------------------------------------------------------------------------------	--------------------------------------------------------------

3, 8, 29, and 74 are \_\_\_\_\_ .

$\frac{1}{2}$  ,  $\frac{3}{8}$  ,  $\frac{5}{9}$  , and  $\frac{10}{12}$  are \_\_\_\_\_ .

whole numbers	
fractions	

All fractions are made up of a number above the line and a number below the line written like this:  $\frac{3}{4}$  . The number below the line of a fraction is called the "denominator."

In the fraction  $\frac{2}{3}$  , the number 3 is the \_\_\_\_\_ .

denominator	
-------------	--

In the fraction  $\frac{7}{8}$  , 8 is the number \_\_\_\_\_ (below/above) the line and is called the \_\_\_\_\_ .

below	
denominator	

In the fraction  $\frac{3}{5}$  , the denominator is \_\_\_\_\_ because it is \_\_\_\_\_ the line.

5	
below	

Write a fraction using the numerals 1 and 4 with a denominator of 4.

$\frac{1}{4}$	
---------------	--

You call the number  $\frac{1}{9}$  a \_\_\_\_\_ and the 9 is its \_\_\_\_\_ .

fraction	
denominator	

Some of the fractions below have a denominator of 16.  
Copy those with a denominator of 16 in the answer space.

$$\frac{3}{16} \quad \frac{9}{16} \quad \frac{7}{8} \quad \frac{3}{4} \quad \frac{1}{16}$$

$\frac{3}{16}$ $\frac{9}{16}$ $\frac{1}{16}$	
----------------------------------------------	--

All fractions have a "numerator" as well as a denominator. The number above the line is the numerator. In the fraction  $\frac{2}{9}$ , 2 is the \_\_\_\_\_ .

numerator	
-----------	--

Two of these fractions have a \_\_\_\_\_ of 3.

$$\frac{3}{4} \quad \frac{1}{3} \quad \frac{3}{16}$$

numerator	
-----------	--

The numerator is the number which is \_\_\_\_\_ the line in a fraction.

In the fraction  $\frac{7}{16}$ , \_\_\_\_\_ is the numerator.

above (or over)	
7	

In the fraction  $\frac{2}{7}$ , 2 is the \_\_\_\_\_ and 7 is the \_\_\_\_\_ .

numerator	
denominator	

$\frac{5}{8}$  ← 5 is the \_\_\_\_\_ .  
 $\frac{5}{8}$  ← 8 is the \_\_\_\_\_ .

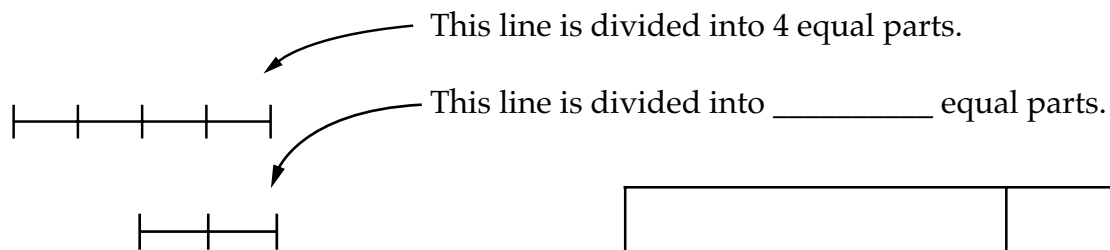
numerator	
denominator	

$\frac{11}{16}$  ← This is called a \_\_\_\_\_. It has the number \_\_\_\_\_ as its \_\_\_\_\_ and the number \_\_\_\_\_ as its \_\_\_\_\_ .

fraction	
11 numerator	
16 denominator	
(or vice versa)	

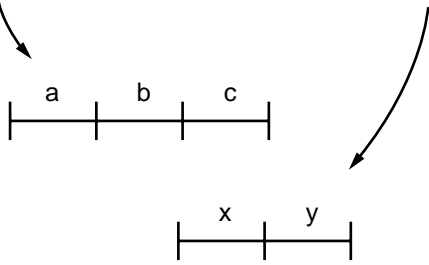
Write a fraction with a numerator of 3 and a denominator of 4.

$\frac{3}{4}$	
---------------	--



2	
---	--

"a" is one of three equal parts. "y" is \_\_\_\_\_ of \_\_\_\_\_ equal parts.

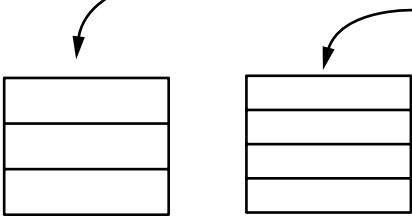


one	
two	

The denominator of a fraction represents the number of equal parts into which a thing is divided.

For this square the denominator is 3.

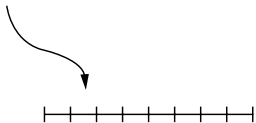
For this square the denominator is \_\_\_\_\_.



4	
---	--

For this line, the denominator is 8.

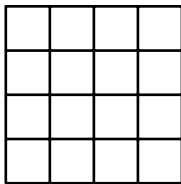
For this line, the denominator is \_\_\_\_\_.



5	
---	--

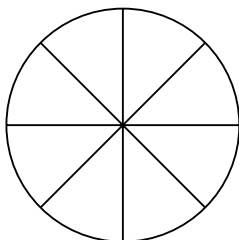
This square is divided into \_\_\_\_\_ equal parts.

What is the denominator?



16	
16	

The denominator of this circle is \_\_\_\_\_.



8	
---	--